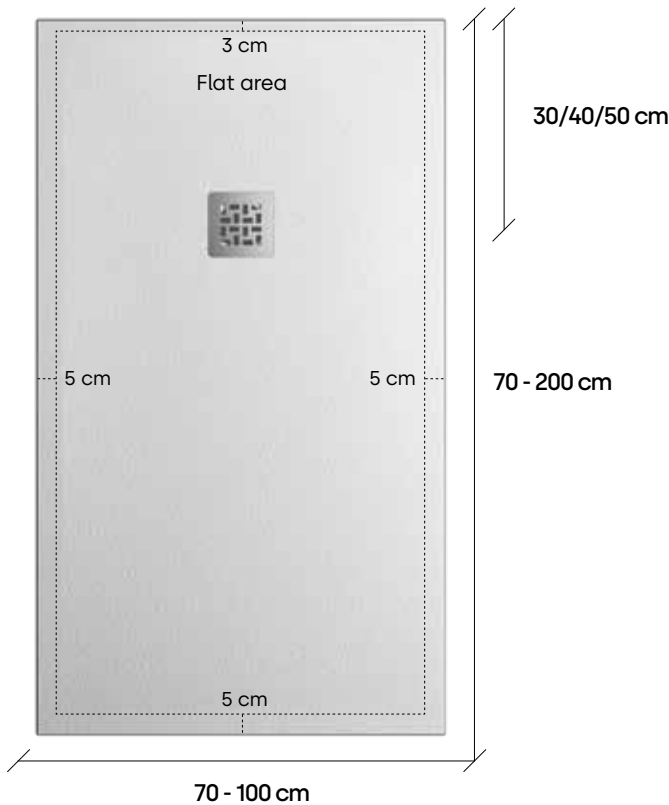


# Nature

AIRTECH material: Proprietary formulation based on a blend of polyester resin with a specially selected mixture of mineral fillers: heavy, light and ultra-light.

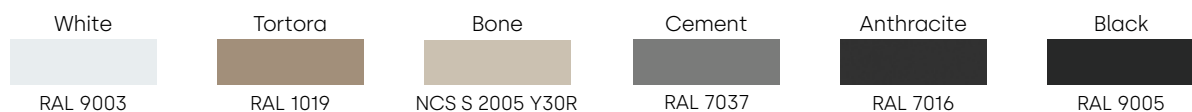


## Table of sizes and weights

	70	80	90	100
70	13	X	X	X
80	X	17	X	X
90	17	19	22	X
100	19	22	24	27
110	21	24	27	X
120	23	26	29	32
130	25	28	31	35
140	27	30	34	39
150	30	35	39	44
160	32	37	42	47
170	36	41	46	53
180	38	43	49	56
190	41	47	52	60
200	43	49	56	64

Weight in kilograms and sizes in cm

## Available colours



## Grate Nature



Connection in accordance with standard UNE-EN 251:2014

## Distance to drain center

RECTANG. TRAY	DISTANCE	THICKNESS
De 80 à 120 cm	30 cm	2,5 cm
De 121 à 160 cm	40 cm	2,7 cm
Plus de 161 cm	50 cm	2,9 cm
SQUARE TRAY	DISTANCE	THICKNESS
70 x 70 cm	35 cm	2,5 cm
80 x 80 cm	40 cm	2,5 cm
90 x 90 cm	45 cm	2,5 cm

UVA resistant

Gelcoat thickness: 700 microns

Between 26 & 29 kg/m<sup>2</sup>

90Ø drain. Drainage capacity 35 l/min.

Customisable and adaptable in width and length

Anty-Slip Type 3

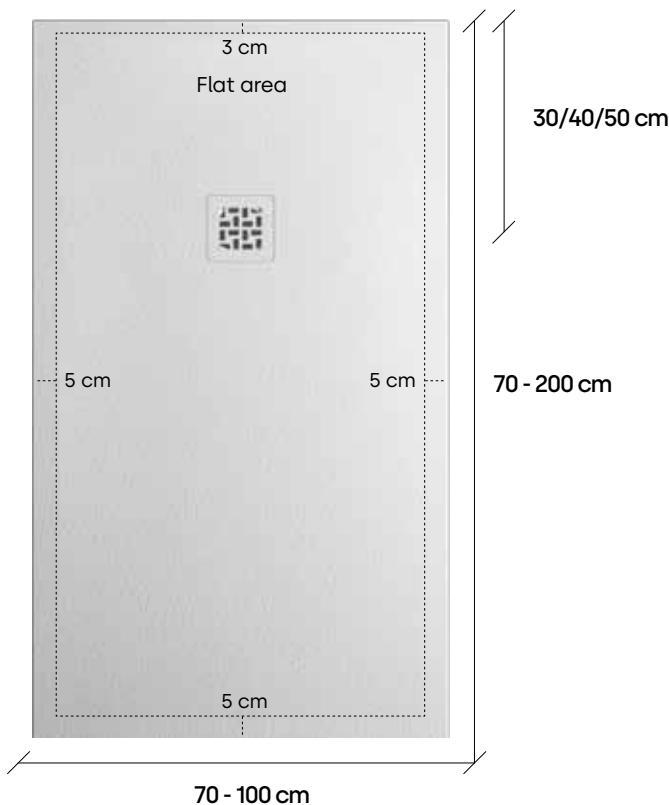
RAL colors available

Antibacterial surface

Repairable surface

Cuttable

AIRTECH material: Proprietary formulation based on a blend of polyester resin with a specially selected mixture of mineral fillers: heavy, light and ultra-light.

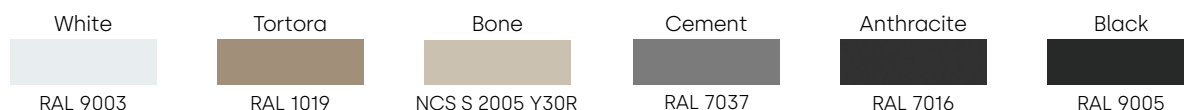


## Table of sizes and weights

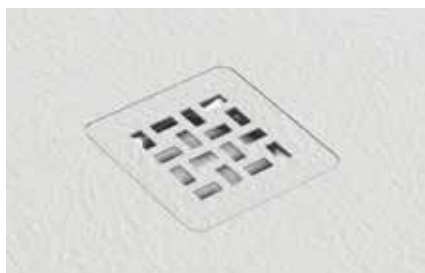
	70	80	90	100
70	13	X	X	X
80	X	17	X	X
90	17	19	22	X
100	19	22	24	27
110	21	24	27	X
120	23	26	29	32
130	25	28	31	35
140	27	30	34	39
150	30	35	39	44
160	32	37	42	47
170	36	41	46	53
180	38	43	49	56
190	41	47	52	60
200	43	49	56	64

Weight in kilograms and sizes in cm

## Available colours





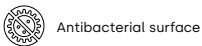
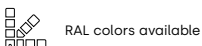

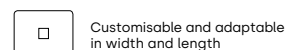
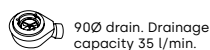
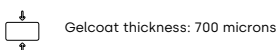
## Grate Evo



Connection in accordance with standard UNE-EN 251:2014


## Distance to drain center

RECTANG. TRAY	DISTANCE	THICKNESS
De 80 à 120 cm	30 cm	2,5 cm
De 121 à 160 cm	40 cm	2,7 cm
Plus de 161 cm	50 cm	2,9 cm
SQUARE TRAY	DISTANCE	THICKNESS
70 x 70 cm	35 cm	2,5 cm
80 x 80 cm	40 cm	2,5 cm
90 x 90 cm	45 cm	2,5 cm



# Top

AIRTECH material: Proprietary formulation based on a blend of polyester resin with a specially selected mixture of mineral fillers: heavy, light and ultra-light.

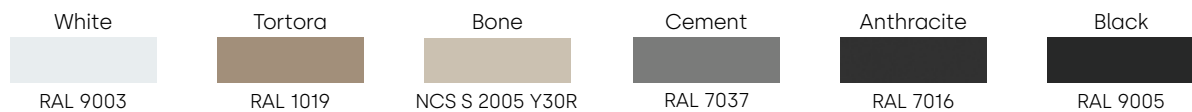


## Table of sizes and weights

	80	90	100
90	20	X	X
100	23	25	X
120	27	31	34
140	32	36	40
150	35	39	43
160	37	41	46
170	43	48	53
180	45	51	56
190	48	54	59
200	51	57	63

Weight in kilograms and sizes in cm

## Available colours



## Grate Top



Connection in accordance with standard UNE-EN 251:2014

## Distance to drain center

TRAY LENGTH	DISTANCE	THICKNESS
From 90 to 160 cm	13 cm	2,7 cm
From 161 to 200 cm	13 cm	3,1 cm



UVA resistant



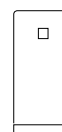
Gelcoat thickness: 700 microns



Between 26 & 29 kg/m<sup>2</sup>



90° drain. Drainage capacity 35 l/min.



Customisable and adaptable in width and length



Anty-Slip Type 3



RAL colors available



Antibacterial surface




Repairable surface

Cutttable

# Soul

Just Trays Eu

AIRTECH material: Proprietary formulation based on a blend of polyester resin with a specially selected mixture of mineral fillers: heavy, light and ultra-light.

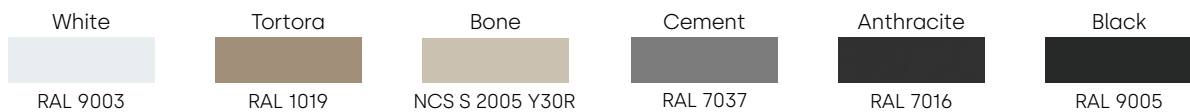


## Table of sizes and weights

	80	90	100
90	20	X	X
100	23	25	X
120	27	31	34
140	32	36	40
150	35	39	43
160	37	41	46
170	43	48	53
180	45	51	56
190	48	54	59
200	51	57	63

Weight in kilograms and sizes in cm

## Available colours



## Grate Soul



Connection in accordance with standard UNE-EN 251:2014

## Distance to drain center

TRAY LENGTH	DISTANCE	THICKNESS
From 90 to 160 cm	13 cm	2,7 cm
From 161 to 200 cm	13 cm	3,1 cm



UVA resistant



Gelcoat thickness: 700 microns



Between 26 & 29 kg/m<sup>2</sup>



90° drain. Drainage capacity 35 l/min.



Customisable and adaptable in width and length



Anty-Slip Type 3



RAL colors available



Antibacterial surface




Repairable surface

Cuttable

# Lid

AIRTECH material: Proprietary formulation based on a blend of polyester resin with a specially selected mixture of mineral fillers: heavy, light and ultra-light.

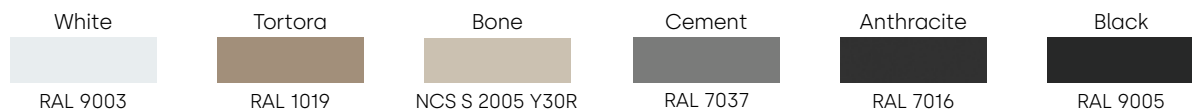


## Table of sizes and weights


	70	80	90	100
90	18	21	X	X
100	20	23	26	X
120	24	27	30	34
140	28	32	35	39
150	30	34	38	42
160	32	36	40	45
170	38	43	49	54
180	40	46	52	57
190	42	48	54	61
200	45	51	57	62

Weight in kilograms and sizes in cm

## Available colours



## Grate Lid



Connection in accordance with standard UNE-EN 251:2014

## Distance to drain center

TRAY LENGTH	DISTANCE	THICKNESS
De 90 à 160 cm	6 cm	2,7 cm
De 161 à 200 cm	6 cm	3,1 cm

UVA resistant

Gelcoat thickness: 700 microns

Between 26 & 29 kg/m<sup>2</sup>

Bonde rectangulaire.  
Capacité d'évacuation  
36 l/min.

Customisable and  
adaptable in width  
and length

Anty-Slip Type 3

RAL colors available

Antibacterial surface

Repairable surface

Cuttable